

PVC-U System

Fully Reversible Windows



EpwinTM
window systems

The ideal window solution for medium and high-rise buildings

The Fully Reversible Window is heavily specified for use in medium-high-rise applications and inaccessible locations.

The window easily rotates 180° allowing for safe and easy cleaning of the outside pane without the window entering the room space itself. Its high security locking and child resistant safety catches, and weather performance ensures its maximum safety and security.



Fully Reversible Window System

Especially designed for medium-high-rise, exposed and inaccessible locations, the Fully Reversible Window System from Epwin Window Systems delivers everything architects, specifiers, contractors and end users need.



A strikingly modern window

The Fully Reversible Window System was designed to combine exceptional performance with outstanding good looks. It has a deep bevelled edge that gives it a striking, modern look and enhances the building aesthetic.



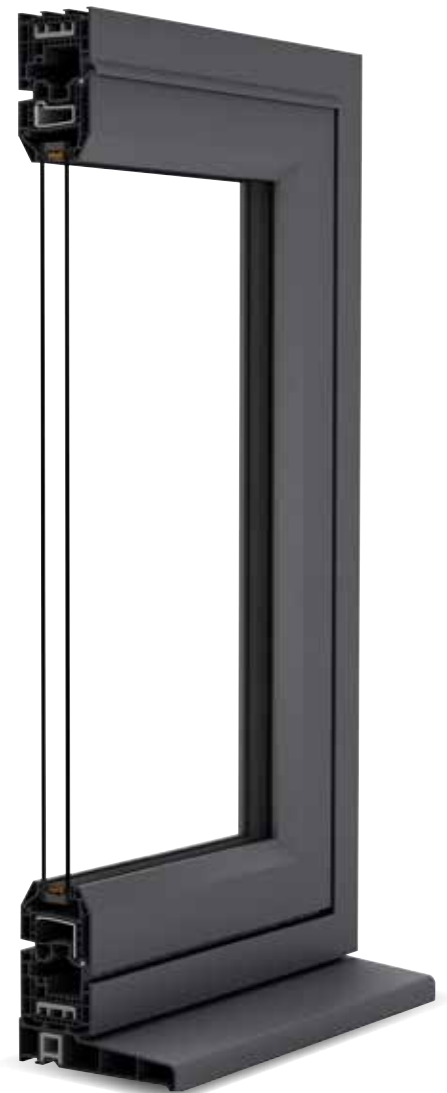
Intelligently designed

The Fully Reversible Window System is a 5-chamber system that uses innovative Aeroframe™ technology to deliver greater thermal performance. As such it can achieve a WER 'A+' rating with argon-filled triple glazing. This makes it a highly cost-effective alternative to krypton gas filled units or systems that use expensive special reinforcing or insulation in the profiles.



Low carbon technology

The Fully Reversible Window System is a sustainable product that doesn't consume additional harmful materials or generate associated waste. Our entire manufacturing process, from design and production to installation is confined to the UK and Ireland, minimising transportation and fuel consumption.





A truly British heritage

The Fully Reversible Window System is produced by Epwin Window Systems, the UK's largest systems house with a track record stretching back nearly 50 years.

We offer the widest portfolio of fully integrated window and door systems, a choice of leading brands, with unrivalled expertise and support to grow your business.

We firmly believe in continuous investment in our production facilities and operations. Our approach means we are able to provide the levels of quality and reliability you have a right to expect.

Our products are designed and manufactured in Britain for the British market. We are active in trade and industry bodies and we take a leading stance in environmental initiatives. Our commitments mean you are able to rely on us to be a proactive partner that adds value to your business.

Because when you work with Epwin Window Systems you get more options and more possibilities.

**MADE IN
BRITAIN** 

A practical solution

The Fully Reversible Window System offers the exceptional thermal efficiency and weather performance credentials that medium-high-rise and exposed locations need.

It's also been designed with the day-to-day needs of end users in mind. The window easily rotates 180° so the outside pane can be cleaned safely without it entering the room space, stopping curtains and blinds from snagging. High security locking and child resistant safety catches provide reassuring safety and security.



The window can rest in a narrow night ventilation position or open to approximately 100mm.

The innovative hinge assembly brings the outside pane to the inside of the room.

The window can also rest in a more open position approximately 300mm wide.

The window rotates without entering the room space.

Once the safety catch is released the window can be completely rotated. The fully reversed window engages on a catch allowing safe and easy cleaning of the outside pane.



Bimstore

BIM

Building Information Modelling (BIM) provides information modelling and information management in one digital asset. It reduces the risk of mistakes and discrepancies and ensures everyone is working to the same standards across a project. The Fully Reversible Window System is available free on Bimstore, the world's best collection of BIM components.

www.bimstore.co



NBS Source

NBS is a global leading technology platform that combines the best content and connectivity for anyone involved in the design, supply and construction of the built environment. Its database includes the Fully Reversible Window System.

source.thenbs.com



Fully Reversible Window System

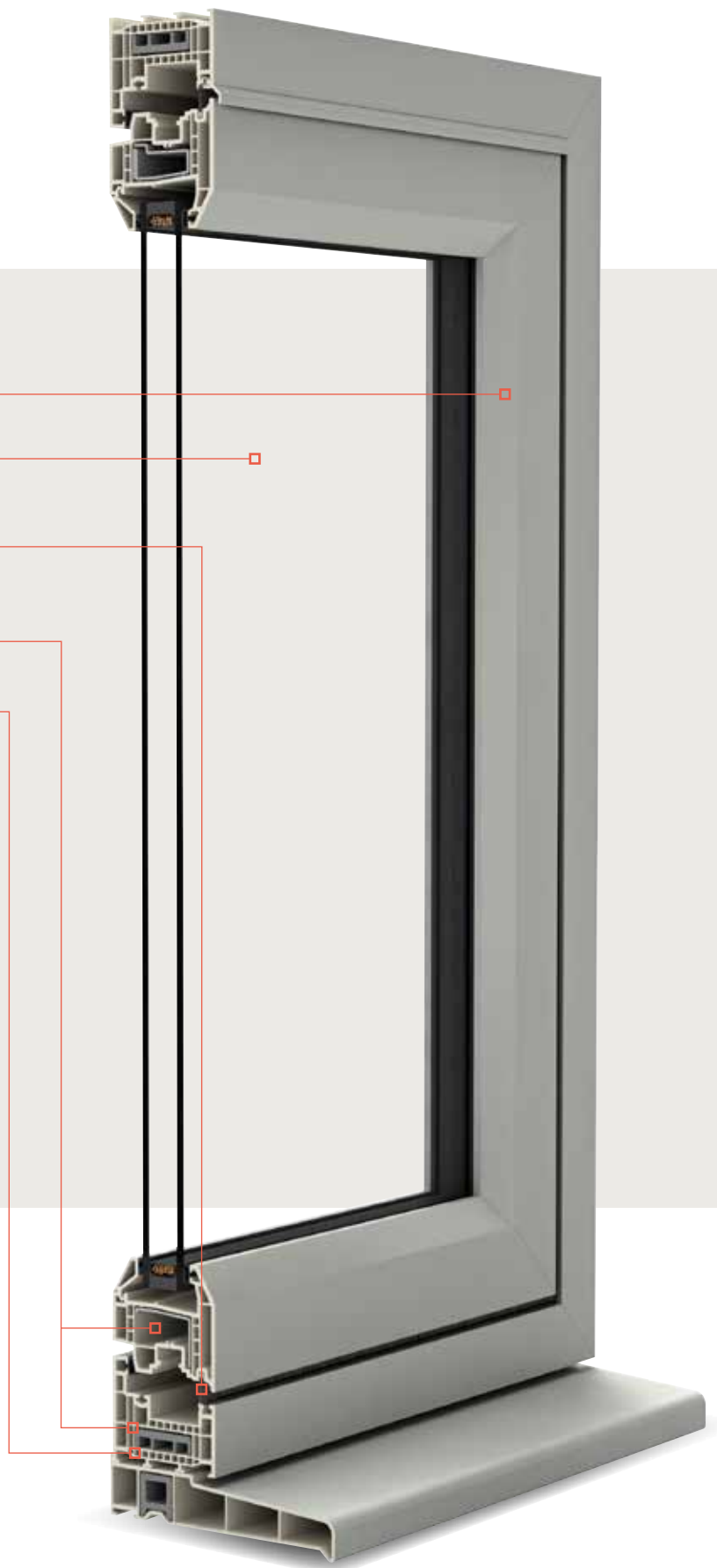
A strikingly unique window.

The Fully Reversible Window System has a deep bevelled edge that gives it distinctive, modern aesthetics. At the same time, it's a window that has safety, security, practicality and thermal efficiency at its heart.



Product features

- 1 Deep bevelled edge design
- 2 24, 28, 36, 40 & 44mm glazing options
- 3 Optional 2nd & 3rd weather seals for even better thermal performance
- 4 5-chamber outer frame & sash (with optional RCM inserts available)
- 5 Patented AeroframeTM technology



The Colour Collection

Colour is an essential component of a modern window system and the Fully Reversible Window System doesn't disappoint.

The Fully Reversible Window System is available in a choice of colours.

The range includes modern classics such as Anthracite Grey and classics of the future such as Claystone. Dual colour options are also available, bringing the option of different interior and exterior colours.

We use complementary base colours of white, grey, brown, tan and cream to deliver next-level aesthetics. And for all our colour options, rigorous manufacturing processes and state-of-the-art facilities mean outstanding quality and durability are guaranteed.

It's a colour offering that reflects the requirements of commercial projects.



Stock Colours

Premium



Anthracite Grey /
White (PVC-U)
(White Base)

Fast Track Colours

Premium



Anthracite Grey Smooth /
White (PVC-U)
(White Base)



Anthracite Grey Smooth /
Anthracite Grey Smooth
(Grey Base)



Made to Order Colours

Made to Order Colours are available with white PVC-U internal faces, or foiled on both sides on a complementary base colour for better looking installations.

Cream Base	Tan Base	Brown Base	White Base	Grey Base	
Cream	Irish Oak	AnTeak	White	Black Ulti-Matt	Slate Grey
Claystone	Honey Oak Super-Matt*	Swamp Oak	Dark Red	Silver D Smooth*	Anthracite Grey
Pebble Grey	Light Oak	Rosewood	Steel Blue	Hazy Grey	Anthracite Grey Smooth
Windsor	Pyrite	Black Brown	Dark Green	Kensington Grey	
Sage Smooth		Flemish Gold Smooth		Buckingham Grey	
Agate Grey				Basalt Grey Smooth	
Chartwell Green				Slate Grey Finesse	

Range of reliable hardware

One-stop sourcing with Epwin Window Systems.

The Epwin Window Systems brand, Safeware, offers a complete hardware range that's compatible with the Fully Reversible Window System.

Safeware is one of the UK's leading suppliers of hardware to the industry. Its range includes household name brands and trusted specialists, all renowned for long-term performance and reliability.

It means you can order a market-leading window system and market-leading hardware from the same supplier, minimising hassle and maximising quality.



Accreditations & testing

As the UK's leading systems brand Epwin Window Systems holds all the accreditations you need to meet your requirements.



BS EN ISO 9001
BSI Registered firm scheme: Quality Management Systems.



BS EN ISO 14001
Manufactured under an ISO 14001 Registered Environmental Management System.



BS ISO 45001
Occupational Health and Safety Management Systems.



BS EN 12608/PAS 24
Enhanced Security Window System Supplier.



BS EN 12608/PAS 24
Enhanced Security Door System Supplier.



BS EN 12608
PVC-U Profiles for the Fabrication of Windows and Doors.



BS 8529/PAS 24
Enhanced Security Composite Door System Supplier.




Secured by Design
The UK Police initiative supporting the principles of 'designing out crime' by use of crime prevention and security standards.



VinylPlus
A labelling scheme to identify the most sustainable and high-performance PVC-U products.

Tested to the highest standards

Every aspect of the Epwin Window Systems product portfolio is continually tested and assessed to ensure it offers excellence in every respect. All Fully Reversible Window System products meet current Building Regulations as standard and many can provide solutions far above these requirements. No matter how demanding your project, the Fully Reversible Window System will deliver.



Security benefits


A fully accredited solution.

The Fully Reversible Window System meets the requirements of PAS 24:2016. It can also achieve the requirements of the UK Police-endorsed Secured by Design accreditation when required.

Secured by Design



Official Police Security Initiative




Thermal efficiency

Exceptional performance as standard.

The Fully Reversible Window System combines outstanding performance with intelligent design.

It is a 5-chamber system that uses innovative Aeroframe™ technology to deliver greater thermal performance. As a result, it can achieve a WER 'A+' rating with argon-filled triple glazing. This makes it a highly cost-effective alternative to krypton gas filled units or systems that use expensive special reinforcing or insulation in the profiles.

It has been designed to withstand the elevated conditions and exposure of high-rise developments. There's an optional second and third weather seal to provide an extra level of protection in particularly exposed environments.




Ancillaries

A unique range of ancillaries.

As an Epwin Window Systems solution, the Fully Reversible Window System has the largest range of ancillaries on the market so you can achieve a perfectly fitting project every time. Not only that, every item in the range works across all our systems. It means you can reduce stockholding and extend versatility.

Cills

Cills are available from 85mm to 225mm and include steel and recycled composite options. They all use a single reinforcing size to help reduce stockholding.



Thermal Inserts

Made using recycled material, Epwin Window Systems thermal inserts achieve better U-values and WERs without the cost of the most highly insulating sealed units. They are added to the outerframes during fabrication and effectively increase the number of insulating chambers in the profiles.




Couplers

Couplers are available in a range of sizes from 3mm to 29mm.

Packers

Packers are available in four sizes from 15mm to 50mm.

Fully Reversible System Product Data



Fully Reversible Window

PERFORMANCE & ACCREDITATION

U-value (double glazing)	1.2 W/m ² K
U-value (triple glazing)	0.8 W/m ² K
Energy Rating (WER)	A++
Green Guide Rating #	A
Acoustic Performance-various options depending on specification-RW (C;Ctr)	40
Air Tightness (Pa)	Class 4 (600pa)
Water Tightness (Pa)	Class E1500 (1500pa)
Wind Loading (Pa)	Class BE2400 (2400pa)
Security	PAS 24
PAS 24 Size Limits (mm)	1235 x1356
Secured by Design (SBD)	✓

CONFIGURATIONS

Top Hung Outward	✓
Fixed Light	✓
Multilight	✓

SASH WEIGHT & SIZE LIMITS

Maximum Sash Weight*	60 kg
Maximum Sash Size (mm)	1500 x 1500

SYSTEM FEATURES

System Depth (mm)	70
Dual Colour Option	✓
Multipoint Locking	✓
Glazing Options	Internally Beaded
Glazing Thickness (mm)	24/28/36/40/44

*Hardware dependent

For more information about Epwin Window Systems products visit
www.epwinwindowssystems.co.uk



EpwinTM
window systems

Epwin Window Systems is a manufacturer of PVC-U and aluminium profile systems, supplied to independent manufacturers and installers who contract to install windows, doors and conservatories. Epwin Window Systems cannot be held accountable for manufacture or installation by independent companies. All information in this publication is provided for guidance only and is given in good faith. As it is company policy to continually improve products, methods and materials, changes of specification may be made from time to time without prior notice. This statement does not affect your statutory rights. © Epwin Window Systems. Part of the Epwin Group Plc. EWS17510